










UNITA' D'AMBITO

	Lungolago
	Strade di collegamento principali
	Strade secondarie storiche e di quartiere
	Strade di distribuzione residenziale
	Strade di distribuzione aree produttive (INDUSTRIALI)
	Ambito fluviale
	Parchi e/o aree verdi
	Piazze e vie storiche. Nodi di rilevanza (culturale, sociale, commerciale)
	Area ferroviaria

